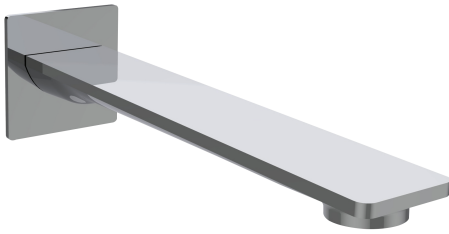


SPECIFICATION SHEET

Cinna Bath Spout Chrome

SKU: 351264





Features:

- Suitable for all pressures from 35kpa to 500kpa
- DZR brass with chrome finish
- 60mm backing plate
- 200mm spout length
- 15mm inlet size (male thread connection G2/2")

H: 60mm, L: 242mm, D: 60mm

10 year warranty, see warranty breakdown

Warranty	Components
	<ul style="list-style-type: none"> • Body • Cover • Aerator
	<ul style="list-style-type: none"> • Screws



WaterMark
AS/NZS 3718
WMK26540

Technical Details:

Note: All measurements shown are in millimetres.

