



# BUILD YOUR OWN EASY AS KIDS 4-IN-A-LINE GAME

CAUTION: Small parts not suitable for children under three years.




## Step 1

Pull the chessboard net out.




## Step 2

Put it on the upright position.




## Step 3

Game for 2 players , choose black or orange discs then take turns to drop the discs into the chessboard net.




## Step 4


The winner is the first one to get 4 discs of the same color in a row.



Vertically



Horizontally



Diagonally

## Step 5

After the game is over , pull the chessboard net up and then tilt it , the discs will slide outof the chessboard net , you can restart the next game.



## Step 6

Finally , fold up the net and store easily.

