

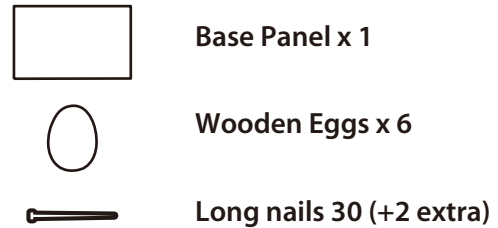
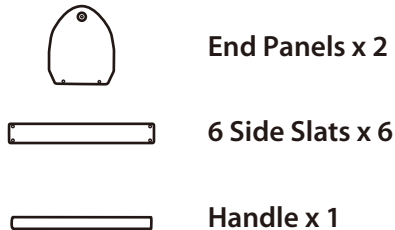


BUILD YOUR OWN EASY AS KIDS EASTER BASKET WITH 6 EGGS

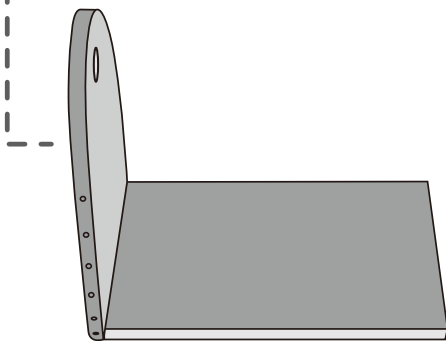
CAUTION: Kit contains components with functional sharp points. Adult supervision required. Please dispose of any components if they become damaged after assembly. Use safety goggles at all times. This toy contains small parts and 6 small wooden eggs which may present a choking hazard. Not suitable for children under 3 years.



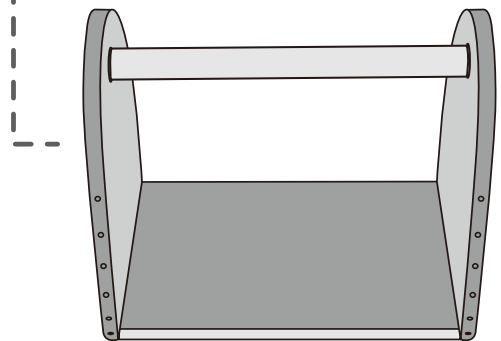
MATERIALS:



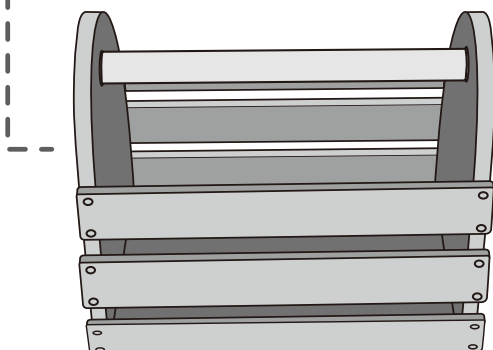
- 1** Install the left end panel with 2 nails.



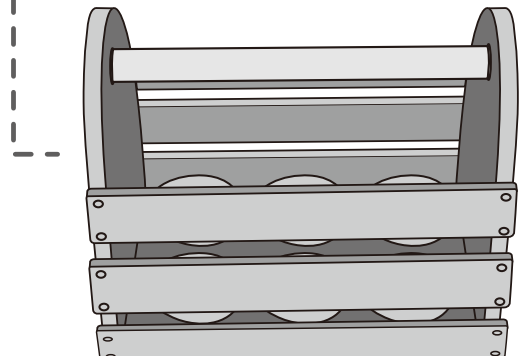
- 2** Install the handle with 2 nails and use 2 nails to install the right end panel.



- 3** Install the front and back side slats with 24 nails.



- 4** Put in wooden eggs.



FINAL:

Add stickers and
enjoy your EASY AS KIDS
Easter Basket with 6 Eggs